



Quick Installation Guide

SEVR-M8

10/100M to 8 Ports RS-232/485/422 Serial Device Server

www.avcomm.us

• Overview

SEVR-M8 device server provides a function that converts RS-232/485/422 serial ports into TCP/IP network interfaces, enabling transparent bi-directional data transmission between RS-232/485/422 serial port and TCP/IP network interfaces. Enables serial devices to immediately have TCP/IP network interface functionality.

• Package Checklist

- 1 x Product Unit
- 2 x Mounting plate
- 6 x Screw
- 1 x Quick Installation Guide

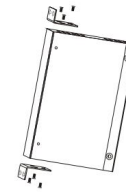
• Installation

DIN Rail-mounted

To mount the switch on the DIN Rail track, insert the upper end of the DIN- Rail clip into the back of the DIN- Rail track from its upper side and lightly push the bottom of the DIN- Rail clip into the track. The DIN Rail should comply with DIN EN50022 standard. Using wrong DIN rail may cause unsafe installation.



Wall-mounted
Tighten the metal fixation plate by , then hang the machine with locked metal strip onto wall or machine cabinet.

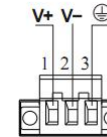


Grounding Screw

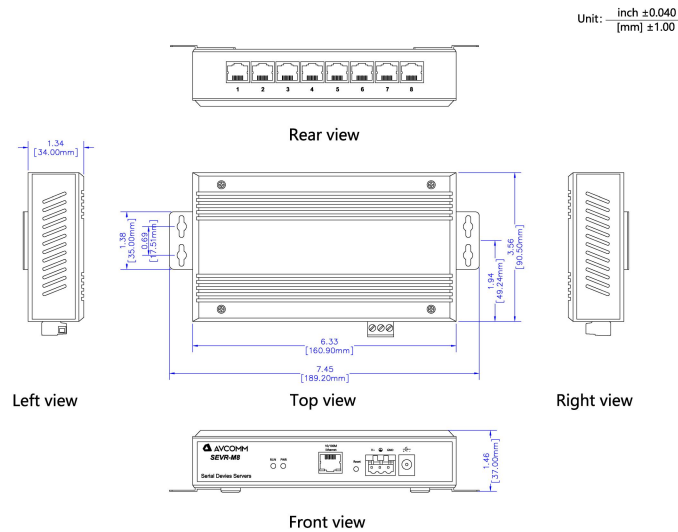
For avoiding system damage by noise or electric shock, establish a direct connection between the grounding screw and the grounding surface prior to connecting devices.

Wiring the Power Input

- 1) Insert the positive and negative wires into the V+ and V- contact on the terminal block connector.
- 2) Tighten screws when the wire is connected.
- 3) Connect the power wires to suitable DC Switching type power supply.

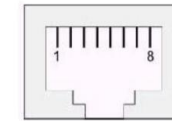


• Installation dimensions



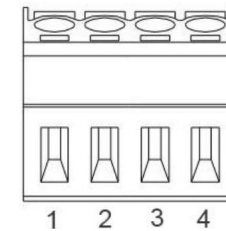
• SEVR-M8 RJ45 pin definition

RJ45



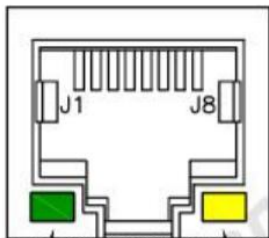
RJ45	RS-232	RS-485	RS-422
1	Tx D	DATA+	Tx D+
2	Rx D	DATA+	Tx D-
3	RTS		Rx D+
4	CTS		Rx D-
5	DSR		
6	GND	GND	GND
7	STR		
8			

• SEVR-M8 Serial Server RS-485/422 Pin Definitions



3.81Terminals	RS-485	RS-422	Description
1	T/R+	TX+	Sending/Receiving+
2	T/R-	TX-	Sending/Receiving-
3		RX+	Receiving+
4		RX-	Receiving-

RJ45



Green light for link
Yellow light for ACT

RJ45	EIA/TIA 568B	Definition	Description	EIA/TIA 568B
1	Orange&White	TX+	Sending+	TX+
2	Orange	TX-	Sending-	TX-
3	Green & White	RX+	Receiving+	RX+
4	Blue	Data+	Bidirectional data+	Data+
5	Blue & White	Data-	Bidirectional data-	Data-
6	Green	RX-	Receiving-	RX-
7	Brown & white	Data+	Bidirectional data+	Data+
8	Brown	Data-	Bidirectional data-	Data-

• **Safety Precautions**

- Keep DC power off before connecting to the terminal block connectors and ensure all connections are secure established.
- Do make sure that models connect to the corresponding supply voltage. The device is to be supplied by Limited Power Supply. The relay contact supports 0.5 A current, DC 24V
- **Do not touch the surface of the switch while it is in operation!**

• **Support**

At AVCOMM, you can use the online service forms to **request the support**. The submitted forms are stored in server for AVCOMM team member to assign tasks and monitor the status of your service. Please feel free to write to www.avcomm.us if you encounter any problems.

• **Warranty**

5-year Global warranty are available for AVCOMM products assuring our customers that the products shall remain free from defects in workmanship or materials and conform in all material respects to AVCOMM specifications, or purchasers supplied and accepted specifications. The warranty is limited to the repair and/or replacement, at AVCOMM sole discretion, of the defective product during its warranty period. The customer must obtain a Return Merchandise Authorization (RMA) approval code prior to returning the defective Product to AVCOMM for service. The customer agrees to prepay shipping charges, to use the original shipping package or equivalent, and to ensure the product or assume the risk of loss or damage in transit. repaired or replaced products are warranted for ninety (90) days from the date of repair or replacement, or for the remainder of the original product's warranty period, whichever is longer.

• **Disclaimer**

AVCOMM reserves the right to make changes to this QIG or to the product hardware at any time without notice. It is the user's responsibility to determine whether there have been any such updates or amendments herein.

Defects, malfunctions, or failures of the warranted Product(s) caused by damage resulting from unforeseeable incidents (such as lightings, floods, fire, etc.), environmental and atmospheric disturbances, other external forces such as power line disturbances and surge, host computer malfunction and virus, incorrect power input, or incorrect cabling, incorrect grounding and damages caused by misuse, abuse and unauthorized alteration or repair are not warranted.